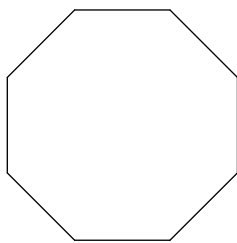


Ext. Angle Regular Polygon


Sum of ext. angles is 360°

Find the measure of one interior angle in each regular polygon. Round your answer to the nearest tenth if necessary.

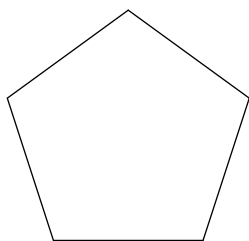
1)



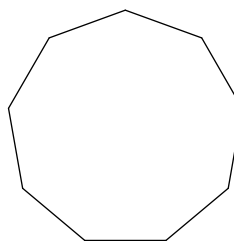
2)



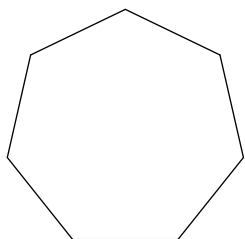
3)



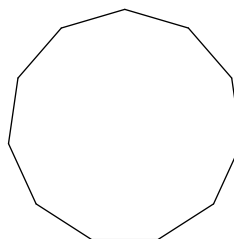
4)



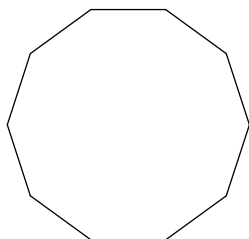
5)



6)



7)



8)

